



Vegetative propagation of adult *Ilex paraguariensis* trees through epicormic shoots

Ivar Wendling^{1*}, Gilvano Ebling Brondani^{2*}, Adriana de Biassio³ and Leonardo Ferreira Dutra⁴

¹Embrapa Florestas, Estrada da Ribeira, Colombo, Paraná, Brazil. ²Departamento de Engenharia Florestal, Universidade Federal de Mato Grosso, Av. Fernando Corrêa da Costa, 2367, Bairro Boa Esperança, 78060-900, Cuiabá, Mato Grosso, Brazil. ³Centro de Ciências Florestais e da Madeira, Universidade Federal do Paraná, Curitiba, Paraná, Brazil. ⁴Embrapa Clima Temperado, Pelotas, Rio Grande do Sul, Brazil. *Authors for correspondence. E-mail: ivar.wendling@embrapa.br and gebrondani@yahoo.com

ABSTRACT. The difficulty and length of time required for seed germination of mate (*Ilex paraguariensis*), as well as the pressing need for clonal multiplication of improved genetic material, has resulted in several studies related to vegetative propagation in an effort to obtain rooted cuttings more quickly and with better genetic quality. Currently, the biggest challenge is propagating and rooting adult plants selected in the field without requiring clear cutting to generate conditions for the basal induction of juvenile sprouts. Therefore, the objective of this study was to develop a method to rescue adult mate plants through the generation of epicormic sprouts. To accomplish this, tree branches of mate that were at least 19 years of age were collected and packed in trays with sand for sprouting. Different solutions containing a mixture of sucrose and indole-3-butyric acid (IBA) were sprayed in branches at 29, 22, 15, 8 and 1 day(s) before collection. We conclude that the vegetative propagation of adult mate trees is technically efficient and requires no treatment with sucrose or IBA and results in the formation of plants suitable for planting or serving as mother plants for continuous multiplication via cloning.

Keywords: mate, shoot induction, rhizogenesis, cutting technique, cloning, vegetative propagation.

Propagação vegetativa de plantas adultas de *Ilex paraguariensis* por meio de brotações epicórmicas

RESUMO. A dificuldade e o longo tempo exigido para a germinação de sementes de erva-mate (*Ilex paraguariensis*), bem como a necessidade da multiplicação clonal de materiais genéticos melhorados resultaram em vários estudos relacionados a propagação vegetativa visando obter estacas enraizadas em curto espaço de tempo e com melhor qualidade genética. Atualmente, o maior desafio refere-se a propagação e enraizamento plantas adultas de erva-mate selecionadas a campo sem a necessidade de corte raso das matrizes para a indução de brotos basais juvenis. Objetivou-se desenvolver um método para resgatar plantas adultas de erva-mate por meio da indução de brotações epicórmicas em ramos destacados. Para tanto, galhos de árvores de erva-mate com 19 anos de idade foram coletados e acondicionados em bandejas com areia para emissão de brotações epicórmicas. Diferentes soluções contendo a mistura de sacarose e ácido indol-3-butírico (AIB) foram pulverizadas nos ramos aos 29, 22, 15, 8 e 1 dia(s) antes da coleta das brotações. A propagação vegetativa de árvores adultas de erva-mate foi tecnicamente eficiente e não há necessidade de tratamento com sacarose e/ou de AIB, resultando na formação de mudas adequadas para o plantio a campo ou também servindo como plantas-mãe para a multiplicação contínua por meio da clonagem.

Palavras-chave: erva-mate, indução de brotações, rizogênese, estaquia, clonagem, propagação vegetativa.

Introduction

Mate (*Ilex paraguariensis* St. Hil.), a species of the family Aquifoliaceae, is native to southern South America, more specifically found in Argentina, Uruguay, Brazil and Paraguay. Mate is used to make a stimulating drink that is consumed instead of coffee; the drink is greenish in color and contains caffeine, tannins and vitamins, such as B1, B2, B5, C, E, B-carotene, sucrose, fructose, folic acid,

trigonelline, choline and many polyphenolic compounds (GUGLIUCCI; STAHL, 1995; PAGLIOSA et al., 2010; RACANICCI et al., 2008). It has been shown to be effective in the inhibition of colon cancer cell proliferation (MEJÍA et al., 2010).

Because of the difficulty of and length of time required for mate seed germination (CUQUEL et al., 1994), as well as the pressing need for the clonal multiplication (SANSBERRO et al., 1999) of

improved genetic material (WENDLING et al., 2007), much research has been conducted in the field of *in vitro* and *ex vitro* propagation to obtain rooted cuttings more quickly and with better physiologic quality. Successful cloning is possible for juvenile material; however, similar to many other woody species, mature tissues show a low morphogenetic potential, which makes it difficult to clone mature trees by rooting cuttings or using *in vitro* techniques (TARRAGÓ et al., 2005). In the transition from juvenile to adult phases, plants undergo changes in their apical meristems, which occur in distinct periods of development and ontogenetic age, increasing the variability of rooting (HARTMANN et al., 2011; HUSEN, 2011; SCHWAMBACH et al., 2008; TARRAGÓ et al., 2005). Therefore, to clone forest trees, physiologically juvenile epicormic sprouts on the base of the tree are required or need to be induced by rejuvenation with special techniques to rescue the rooting and growing capacity of the tree (HARTMANN et al., 2011).

Several studies related to mate root cuttings have been conducted since 1930 (PRAT KRIKUN, 1995) in an attempt to develop suitable protocols for commercial use, but the results are not viable at the moment (BITENCOURT et al., 2009; BRONDANI et al., 2009), particularly if the original sprouts are from adult trees and are not from its base. Because of this, the biggest immediate challenge is obtaining rooting cuttings from selected adult plants without the need for clear cutting to induce the induction of basal juvenile shoots. The use of epicormic sprouts induced in cut branches is a potential alternative that may solve this problem. In this process, basal branches are collected and put into optimal environmental conditions for sprout induction (ROCHA, 2002; WENDLING et al., 2009). However, it is necessary to assess the rooting rate of these sprouts and, therefore, evaluate its efficacy as source material for the rooting cuttings technique used for mate.

Growth regulators are among the main factors that affect the rooting cuttings. The main plant regulator used for the vegetative propagation of adult plants is indole-3-butyric acid (IBA) (HARTMANN et al., 2011). In mate, studies have been carried out to evaluate the effect of growth regulators on the induction of *ex vitro* (BRONDANI et al., 2007, 2009; TARRAGÓ et al., 2005; WENDLING et al., 2007) and *in vitro* vegetative propagation (SANSBERRO et al., 1998,

1999, 2001), but none of these studies used induced epicormic sprouts from cut branches.

Sucrose applied in combination with IBA or alone can influence the induction of shoots or even encourage sprout formation (OVONO et al., 2009) with greater viability in rooting (BHARDWAJ; MISHRA, 2005; STENVALL et al., 2009), which highlights the importance of this substance in plant metabolism (PAVLINOVA et al., 2002; YANG et al., 2004). Nevertheless, little is known about the mechanism of these effects. The carbohydrate contents in plant tissues vary with the seasons (STENVALL et al., 2009), and the endogenous content is associated with the induction of new sprouts, especially in meristematic regions (KUMAR et al., 1999; PAVLINOVA et al., 2002). In addition, there are indications that the accumulation of carbohydrates in plant tissues is correlated with the capacity for adventitious rooting (STENVALL et al., 2009), emphasizing the importance of endogenous carbohydrate content in the successful cloning of selected genotypes.

Thus, this study aimed to develop a method of vegetative rescue of adult mate trees through the induction of epicormic shoots on cut branches and their subsequent rooting after treating the shoots with sucrose and IBA.

Material and methods

Shoot production

In November 2006, branches of 19-year-old mate trees were collected in the city of Colombo, Paraná State, Brazil. The branches were standardized to 60 cm long and 5-10 cm in diameter, and all sprouts were removed. Subsequently, the branches were placed vertically in trays (40 x 20 x 18.7 cm) containing 15 liters of medium sand and kept for 73 days in a greenhouse with an intermittent misting system, under relative humidity above 80% and temperature between 20 and 30°C.

Thirty days prior to sprout collection (43 days after installing the experiment), the spraying of Tween 20 began to break the surface tension of the water and increase treatment absorption by vegetative tissues in combination with the treatments (Figure 1). The treatments were comprised of a solution of sucrose (0, 2 and 4%) and IBA (0, 200 and 400 mg L⁻¹, dissolved in a solution of alcohol and water, 1:1, v/v) at 29, 22, 15, 8 and 1 day(s) before shoot collection. The S2 treatment (0% sucrose + 0 mg L⁻¹ IBA) consisted of the application of a hydroalcoholic solution (water:alcohol, 1:1, v/v). An additional treatment (S1 – water) was installed, consisting of spraying the branches with distilled water.

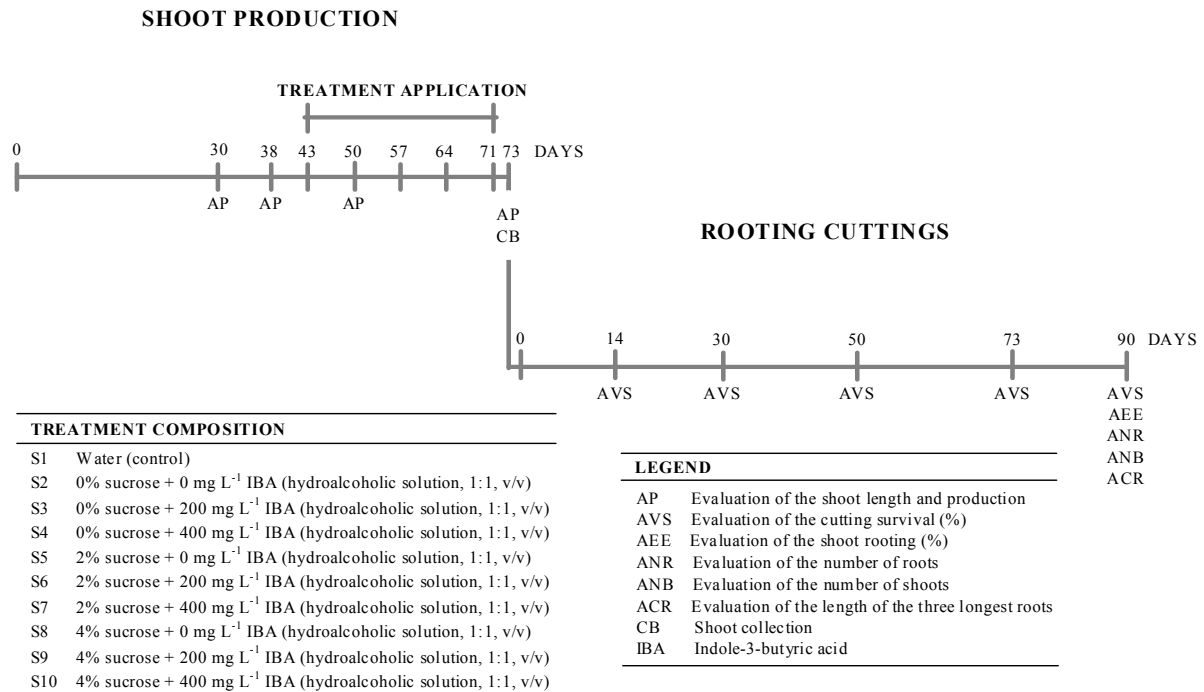


Figure 1. Summary of the experimental design of the study.

After the first shoots appeared on the branches (30 days), the number and length of sprouts were evaluated weekly. The sprouts on the branches were classified into two size classes, with shoots ≤ 4.0 cm assigned to class 1 and shoots > 4.0 cm to class 2. The experiment was conducted in a completely randomized factorial arrangement ($2 \times 10 \times 2$) with a split-plot in time. The factors consisted of two evaluation times (50 and 73 days), 10 solutions (S1: water, S2: 0% sucrose, S3: 200 mg L⁻¹ IBA, S4: 400 mg L⁻¹ IBA, S5: 2% sucrose, S6: 2% sucrose + 200 mg L⁻¹ IBA, S7: 2% sucrose + 400 mg L⁻¹ IBA, S8: 4% sucrose, S9: 4% sucrose + 200 mg L⁻¹ IBA and S10: 4% sucrose + 400 mg L⁻¹ IBA) and two classes of sprouts (C1 ≤ 4.0 cm and C2 > 4 cm), with 16 replications. One branch was used for each replication.

Rooting cuttings

The rooting potential of the shoots was evaluated. To do this, 73 days after placing the cut branches in sand, epicormic sprouts were collected and converted into semihardwood cuttings 4-8 cm long, all containing a terminal bud and leaf area reduced to 50%. The bases of the cuttings were immersed in IBA solution at 6,000 mg L⁻¹ (alcohol:water, 1:1, v/v) for 10 seconds. They were then placed in plastic trays (40 x 20 x 18.75 cm) containing a substrate of carbonized rice hulls and placed in a greenhouse with an intermittent misting system for 90 days under relative humidity above 80% and temperature between 20°C and 30°C (Figure 2).

The survival of the cuttings was evaluated 90 days after the rooting of the cuttings. At the end of

the experiment (90 days), the survival rate, percentage of rooting and sprouting, presence of callus and number and length of the three biggest roots per rooted cutting were determined.

For rooting analyses, the experimental design was completely randomized. The factors consisted of 10 solutions (S1: water, S2: 0% sucrose, S3: 200 mg L⁻¹ IBA, S4: 400 mg L⁻¹ IBA, S5: 2% sucrose, S6: 2% sucrose + 200 mg L⁻¹ IBA, S7: 2% sucrose + 400 mg L⁻¹ IBA, S8: 4% sucrose, S9: 4% sucrose + 200 mg L⁻¹ IBA and S10: 4% sucrose + 400 mg L⁻¹ IBA) with four replications. The number of cuttings per plot ranged from 2 to 12 depending on the production of epicormic sprouts.

Statistical analysis

The data from both experiments were submitted to the Hartley test ($p < 0.05$) to check the homogeneity of variance among the treatments. The data were analyzed by ANOVA ($p < 0.05$ and $p < 0.01$). Based on the results of the ANOVA, the data were compared by Duncan's test ($p < 0.05$).

Results and discussion

The generation of epicormic shoots (Figure 2A) capable of rooting (> 4 cm) from cut branches of mate occurred regardless of the application of sucrose or IBA (Figure 2B-E). However, the application of sucrose and IBA, depending on the concentrations used, caused different behaviors in terms of the number and length of sprouts (Figure 3).




Figure 2. *Ilex paraguariensis* rooting cuttings from cut branches of mature trees. (a) arrangement of branches in the greenhouse, bar: 10.0 cm, (b) epicormic sprouting on cut branches, bar: 2.0 cm, (c) epicormic sprout detail, bar: 2.0 cm, (d) bud collected at 73 days, bar: 1.0 cm, (e) prepared cutting, bar: 1.0 cm, (f) design used for planting the cuttings in a box containing carbonized rice hull, bar: 2.5 cm (g) rooted cutting, bar: 1.5 cm.

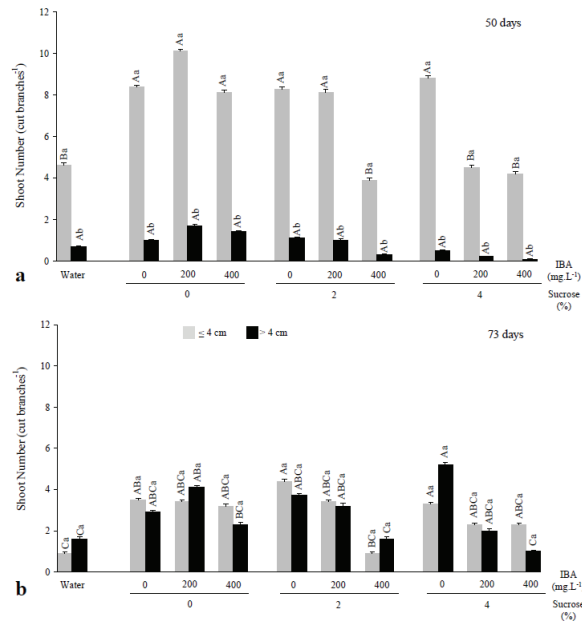


Figure 3. Effects of sucrose and IBA on the induction and size of the shoots of *Ilex paraguariensis* at 50 (a) and 73 (b) days. The mean data (average \pm standard deviation) of 16 cut branches. The means followed by the same letter, where uppercase represents the treatments and lowercase represents the shoot sizes, do not differ statistically (ANOVA followed by Duncan's test, $p < 0.05$). Water = control, IBA = indole-3-butyric acid.

In the evaluations at 30 and 38 days after the placement of the branches in the greenhouse, prior to implementing any treatment of sucrose and IBA, only sprouting below 4 cm was observed (data not shown). Averages of 5.5 and 5.8 shoots per branch at the evaluation after 30 and 38 days, respectively, were observed (data not shown).

At 50 days after the placement of branches in the greenhouse (seven days after the first spraying of the treatments), no significant effect on the shoots was observed after the application of sucrose or IBA individually for shoots larger or smaller than 4 cm. However, the combined treatment of 2% sucrose and 400 mg L⁻¹ of IBA or 4% sucrose and 200 or 400 mg L⁻¹ IBA resulted in a reduction in the production of shoots longer than 4 cm (Figure 3). Likewise, at 73 days (30 days after the first spraying of the treatments), the application of sucrose alone did not affect the production of shoots (Figure 2B-C). However, when IBA was applied at a concentration of 400 mg L⁻¹, alone or in combination with sucrose, there was a reduction in the production of shoots (Figure 3).

In both evaluations at 50 and 73 days, there was clearly a reduced production of shoots in the control treatment (distilled water) as compared to almost all of the other treatments, and especially in relation to the treatment without sucrose or IBA (alcohol only) (Figure 3).

Just as was observed in the production of shoots, the survival (Figure 2F) and rooting (Figure 2G) of the specimens from cut branches were not positively affected by the application of sucrose or IBA, either individually or in combination. The application of sucrose alone, however, reduced the cutting survival and rooting, regardless of the concentration used. In contrast to the production of shoots, these characteristics were affected significantly in a negative manner, likely due to the presence of alcohol in the control treatment (0% sucrose and 0 mg L⁻¹ IBA). It is noteworthy that in the survival evaluation in relation to rooting, there was a loss of 44%, indicating that not all live cuttings were rooted (Figure 4).

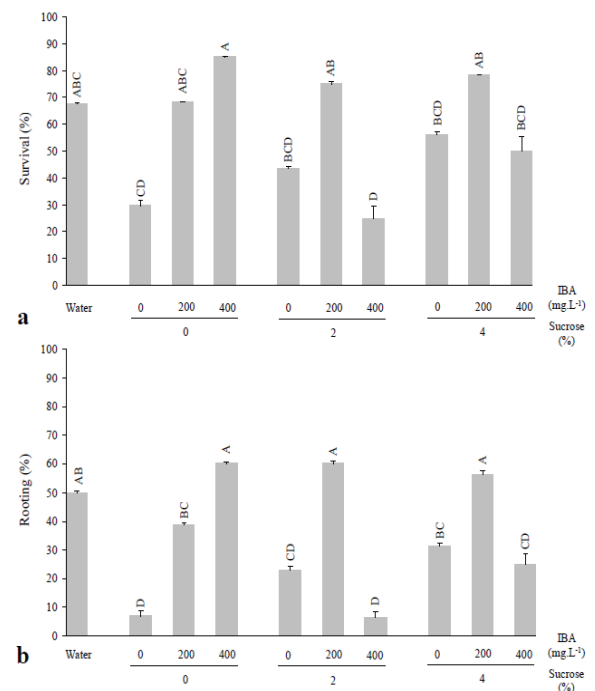


Figure 4. Effects of sucrose and IBA on survival (a) and rooting (b) of *Ilex paraguariensis* cuttings at 90 days. The mean data (average \pm standard deviation). The means with at least one equal letter did not differ statistically (ANOVA followed by Duncan's test, $p < 0.05$). Data transformed by arcsine[($n+0.5$)/100]. Water = control, IBA = indole-3-butyric acid, n = sampled data.

The number and strength of roots did not respond positively or negatively to the application of sucrose or IBA individually. The application of 400 mg L⁻¹ IBA had a negative effect on these characteristics, regardless of the sucrose concentration (Figures 5 and 6).

Similarly, the number of shoots was not positively influenced by the use of sucrose or IBA. In this case, only the application of IBA at 200 mg L⁻¹ and sucrose at 2 or 4% did not have a negative effect (Figure 7). The percentage of cuttings with shoots as assessed after 90 days in the greenhouse was not influenced positively

by the application of sucrose or IBA, without, however, significantly reducing the number of cuttings with shoots (data not shown) (Figure 2F).

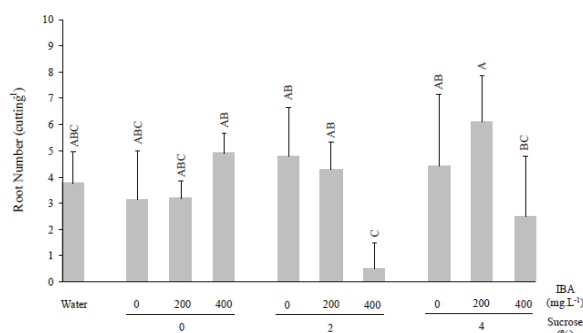


Figure 5. Number of roots on cuttings of *Ilex paraguariensis* in a greenhouse at 90 days. The mean data (average \pm standard deviation). The means with at least one equal letter did not differ statistically (ANOVA followed by Duncan's test, $p < 0.05$). Data were transformed by $(n/10)^{0.5}$. Water = control, IBA = indole-3-butyric acid, n = sampled data.

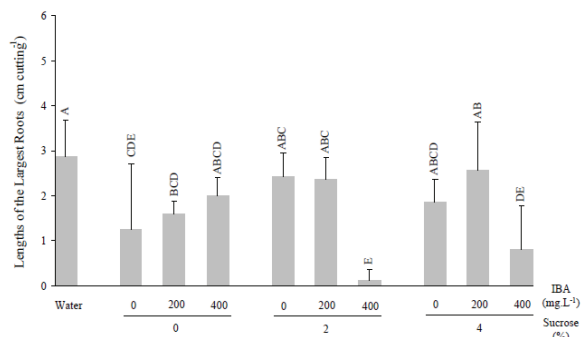


Figure 6. Lengths of the three largest roots on *Ilex paraguariensis* cuttings in a greenhouse at 90 days. The mean data (average \pm standard deviation). The means with at least one equal letter did not differ statistically (ANOVA followed by Duncan's test, $p < 0.05$). Water = control, IBA = indole-3-butyric acid.

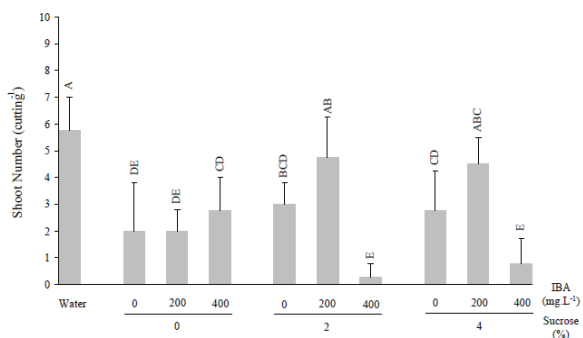


Figure 7. Number of shoots on *Ilex paraguariensis* cuttings in a greenhouse at 90 days. The mean data (average \pm standard deviation). The means with at least one equal letter did not differ statistically (ANOVA followed by Duncan's test, $p < 0.05$). Water = control, IBA = indole-3-butyric acid.

Our results show that the use of sucrose and IBA on cut shoots does not result in greater strength or number of shoots suitable for rooting (> 4 cm) nor

does it result in qualitatively better rooting (Figures 3, 4 and 5). Likewise, the strength of rooted cuttings, as evaluated by the number and length of the three largest roots and number of shoots, was not positively influenced by the application of IBA alone or in combination with sucrose (Figures 6 and 7).

The formation of shoots on the cut branches of mate that did not receive any treatment of sucrose or IBA demonstrates the feasibility of this method in the induction of shoots suitable to root, which agrees with results obtained by Rocha (2002) for other forestry species. Our data on rooting, on the other hand, demonstrate that the induction of buds on cut shoots can be used to rescue adult genotypes and the cuttings production of mate through the rooting process.

The increased production of shoots in the alcohol-containing treatment in relation to virtually all other treatments suggests a positive influence of alcohol on sprouting. This finding suggests that ethanol is a carbon source capable of supplying the demand for carbohydrates required by vegetative propagules. The potential of ethanol and methanol as carbon sources has been proposed in previous studies. An effect of ethanol and other aliphatic alcohols have been observed on plant growth, development and senescence (GUDJÓNSDÓTTIR; BURSTRÖM, 1962; SATLER; THIMANN, 1980) in germinating pea seedlings (COSSINS; TURNER, 1963), and they have been suggested to be a carbon source for growth in *Chorella vulgaris* (BACH; FELLIG, 1958; STREET et al., 1958) and oat seedlings (MER, 1958, 1961). The effect of ethanol on root formation in cuttings of *Phaseolus aureus* was associated with the production of ethyl-glucoside and carbohydrates in the presence of light (MIDDLETON et al., 1978).

On the other hand, alcohol was harmful to the survival and rooting of cuttings (Figure 4), suggesting a toxic effect in the absence of IBA. Yamamoto et al. (2010) attribute this effect to a possible toxicity of alcohol, which is able to inhibit the bud development processes, causing yellowing and leaf drop, inducing a higher rate of mortality in vegetative propagules. Furthermore, organic solvents, such as ethanol, methanol and acetone, may act as solubilizers of endogenous auxins in cuttings (BHATTACHARYA et al., 1985). However, Bhattacharya et al. (1985) found that ethanol, methanol and acetone stimulated the formation of adventitious roots in cuttings derived from etiolated hypocotyls of *Vigna radiata*. These authors suggested that ethanol, methanol and acetone could negate the requirement for other carbohydrates. In their results, they observed that sucrose and organic solvents used alone significantly increased the

formation of roots; however, when combined, they suppressed rooting, probably because the level of carbon sources became supraoptimal and affected the balance.

Sucrose is the primary source of carbohydrates in plants and as such is responsible for their metabolic reactions (PAVLINOVA et al., 2002), which can positively influence the induction of shoots and roots in cuttings (STENVALL et al., 2009). Classical studies have already reported that root induction decreases proportionally with the decrease of carbohydrates in the culture medium (LANE, 1978), and there is a strong interaction of the carbohydrate level and endogenous hormonal levels, which affects morphogenic and/or organogenic processes (CORUZZI; ZHOU, 2001; KUMAR et al., 1999). Our results regarding the effects of sucrose corroborate those of Romano et al. (1995) in their study of adventitious root formation in *Quercus suber*. The importance of preconditioning at high carbohydrate concentrations, after the increased concentration of carbohydrates in plant tissues promoted by the use of sucrose in combination with phytohormones, has been demonstrated (BHARDWAJ; MISHRA, 2005; STENVALL et al., 2009). In under controlled experimental conditions, Ovono et al. (2009) also reported that an increased carbohydrate concentration in plant tissues promoted the formation of larger tissues and organs, such as leaves, stems and adventitious roots, and many carbohydrates can be accumulated as reserves in different phases of the plant cycle.

Bigger shoots responded satisfactorily to the treatments tested; however, it was observed that higher concentrations of IBA resulted in the mortality of shoots of smaller size, especially below 2 cm, which necrosed. The S2 treatment (i.e., water:alcohol, 1:1, v/v), representing only the solvent used to prepare the IBA solution, also showed symptoms of necrosis on the leaves, probably due to the presence of alcohol, considering its surfactant and dehydration properties (HARTMANN et al., 2011).

Data from our study indicate that the induction of epicormic shoots on cuttings of mate is a technically efficient method for vegetative rescue of mature trees of this species. Rocha (2002), working in a greenhouse with branches of approximately one meter placed in 20 L pots containing sand, were able to produce 3.3 cuttings per meter at 40 days for *Cariniana legalis*. At 20 days, they obtained an average production of 2.0 per meter of branch for *Swietenia macrophylla*, *Anadenanthera macrocarpa* and *Cedrela fissilis*. The number of shoots per branch after evaluation in the greenhouse is in agreement with

the observations of Brondani et al. (2008) when using the automated greenhouse, but the genotype factor (HARTMANN et al., 2011) and seasonality effect (STENVALL et al., 2009) must be considered, which may influence this trait.

On the other hand, the tissue competence failure may reflect on the lack of receptors of that phytohormonal class that can induce the organogenic process (CARY et al., 2001; MACARTHUR et al., 2009; SMET et al., 2009). Phytohormone inactivation can occur through the combination of sugars derived from hydrolysis of sucrose, glucose and fructose, thereby altering the balance of active molecules of auxin and cytokinin (CORUZZI; ZHOU, 2001), directly affecting adventitious root formation in vegetative propagules (BHARDWAJ; MISHRA, 2005).

The rooting percentages reported here are consistent with those observed in mate by Brondani et al. (2007, 2008) and Wendling et al. (2007), demonstrating the feasibility of the propagation method. The work of Almeida et al. (2007), using *Eucalyptus cloeziana*, underscored the feasibility of generating epicormic shoots induction on cuttings without, however, obtaining adventitious rooting of cuttings from shoots. This lack of rooting, according to the authors, was ascribed to the position of the tissue in the tree, i.e., the low capacity for adventitious rooting of physiologically mature tissue in relation to more juvenile ones. Other causes for a lack of rooting have been linked to factors such as the age and/or juvenility of the propagules (ALMEIDA et al., 2007; BHARDWAJ; MISHRA, 2005; BRONDANI et al., 2010, 2012; HARTMANN et al., 2011; SCHWAMBACH et al., 2008; STAPE et al., 2001; WENDLING et al., 2010).

In the case of growing mate, the cuttings technique is only indicated for the rescue of selected adult genotypes, given that the overall rates of rooting are not satisfactory (BRONDANI et al., 2009; TARRAGÓ et al., 2005), in addition to the fact that a minicuttings technique has already been developed for the species, with good results (BRONDANI et al., 2007, 2008; WENDLING et al., 2007). Thus, we suggest using the present developed cloning procedure on a commercial scale through the propagation of cuttings and subsequently mass multiplication by the minicuttings technique, which, according to published data (WENDLING et al., 2010), results in higher rooting rates and root strength when compared to the traditional cuttings technique.

Conclusion

The application of IBA and sucrose did not influence the induction of epicormic sprouts or shoot rooting.

The rescue method, inducing epicormic shoots on branches of mate, was efficient and presents a strategy that can be used for the production of rooted cuttings.

This propagation method can be applied to other species that sprout from cut branches, which may serve as an alternative method to clone superior genotypes without cutting the selected mother tree.

Acknowledgements

This study was financed by Embrapa and the Ministry of Agriculture of Brazil.

References

- ALMEIDA, F. D.; XAVIER, A.; DIAS, J. M. M. Vegetative propagation of selected *Eucalyptus doeziana* F. Muell. trees through cutting technique. **Revista Árvore**, v. 31, n. 3, p. 445-453, 2007.
- BACH, M. K.; FELLIG, J. Auxins and their effect on the growth of unicellular Algae: effect of ethanol and auxins on the growth of unicellular Algae. **Nature**, v. 182, n. 4646, p. 1359-1360, 1958.
- BHARDWAJ, D. R.; MISHRA, V. K. Vegetative propagation of *Ulmus villosa*: effects of plant growth regulators, collection time, type of donor and position of shoot on adventitious root formation in stem cuttings. **New Forests**, v. 29, n. 2, p. 105-116, 2005.
- BHATTACHARYA, S.; BHATTACHARYA, N. C.; BHATTACHARYA, V. B. Effect of ethanol, methanol and acetone on rooting etiolated cuttings of *Vigna radiata* in presence of sucrose and auxin. **Annals of Botany**, v. 55, n. 2, p. 143-145, 1985.
- BITENCOURT, J.; RIBAS, K. C. Z.; WENDLING, I.; KOELER, H. Rooting of "erva-mate" (*Ilex paraguariensis* A. St.-Hill.) cuttings from rejuvenated sprouts. **Revista Brasileira de Plantas Mediciniais**, v. 11, n. 3, p. 277-281, 2009.
- BRONDANI, G. E.; ARAUJO, M. A.; WENDLING, I.; KRATZ, D. Enraizamento de miniestacas de erva-mate sob diferentes ambientes. **Pesquisa Florestal Brasileira**, n. 57, p. 29-38, 2008.
- BRONDANI, G. E.; GROSSI, F.; WENDLING, I.; DUTRA, L. F.; ARAUJO, M. A. Aplicação de IBA para o enraizamento de miniestacas de *Eucalyptus benthamii* Maiden & Cabbage x *Eucalyptus dunnii* Maiden. **Acta Scientiarum. Agronomy**, v. 32, n. 4, p. 667-674, 2010.
- BRONDANI, G. E.; WENDLING, I.; ARAUJO, M. A.; SANTIN, D.; BENEDETTI, E. L.; ROVEDA, L. F. Composições de substratos e ambientes de enraizamento na estaquia de *Ilex paraguariensis* St.-Hill. **Floresta**, v. 39, n. 1, p. 41-49, 2009.
- BRONDANI, G. E.; WENDLING, I.; BRONDANI, A. E.; ARAUJO, M. A.; SILVA, A. L. L.; GONÇALVES, A. N. Dynamics of adventitious rooting in mini-cuttings of *Eucalyptus benthamii* x *Eucalyptus dunnii*. **Acta Scientiarum. Agronomy**, v. 34, n. 2, p. 169-178, 2012.
- BRONDANI, G. E.; WENDLING, I.; SANTIN, D.; BENEDETTI, E. L.; ROVEDA, L. F.; ORRUTÉA, A. G. Ambiente de enraizamento e substratos na miniestaquia de erva-mate. **Scientia Agraria**, v. 8, n. 3, p. 257-267, 2007.
- CARY, A. J.; UTTAMCHANDANI, S. J.; SMETS, R.; ONCKELEN, H. A. V.; HOWELL, S. H. *Arabidopsis* mutants with increased organ regeneration in tissue culture are more competent to respond to hormonal signals. **Planta**, v. 213, n. 5, p. 700-707, 2001.
- CORUZZI, G. M.; ZHOU, L. Carbon and nitrogen sensing and signaling in plants: emerging 'matrix effects'. **Current Opinion in Plant Biology**, v. 4, n. 3, p. 247-253, 2001.
- COSSINS, E. A.; TURNER, E. R. The metabolism of ethanol in germinating pea seedlings. **Journal of Experimental Botany**, v. 14, n. 2, p. 290-298, 1963.
- CUQUEL, F. L.; CARVALHO, M. L. M.; CHAMMA, H. M. C. P. Avaliação de métodos de estratificação para a quebra de dormência de sementes de erva-mate. **Scientia Agrícola**, v. 51, n. 3, p. 415-421, 1994.
- GUDJÓNSDÓTTIR, S.; BURSTRÖM, H. Growth promoting effects of alcohols on excised wheat roots. **Physiologia Plantarum**, v. 15, n. 3, p. 498-504, 1962.
- GUGLIUCCI, A.; STAHL, A. J. C. Low density lipoprotein oxidation is inhibited by extracts of *Ilex paraguariensis*. **Biochemistry and Molecular Biology International**, v. 35, n. 1, p. 47-56, 1995.
- HARTMANN, H. T.; KESTER, D. E.; DAVIES JR., F. T.; GENEVE, R. L. **Plant propagation: principles and practices**. 8th ed. São Paulo: Prentice-Hall, 2011.
- HUSEN, A. Rejuvenation and adventitious rooting in coppice-shoot cuttings of *Tectona grandis* as affected by stock-plant etiolation. **American Journal of Plant Sciences**, v. 2, n. 3, p. 370-374, 2011.
- KUMAR, A.; SOOD, A.; PALNI, L. M. S.; GUPTA, A. K. *In vitro* propagation of *Gladiolus hybrids* Hort.: synergistic effect of heat shock and sucrose on morphogenesis. **Plant Cell, Tissue and Organ Culture**, v. 57, n. 2, p. 105-112, 1999.
- LANE, W. D. Regeneration of wolle plants from shoot meristem tips. **Plant Science Letters**, v. 13, n. 3, p. 281-285, 1978.
- MACARTHUR, B. D.; MA'AYAN, A.; LEMISCHKA, I. R. Systems biology of stem cell fate and cellular reprogramming. **Nature Reviews Molecular Cell Biology**, v. 10, n. 10, p. 672-681, 2009.
- MEJÍA, E. G.; SONG, Y. S.; HECK, C. I.; RAMÍREZ-MARES, M. V. Yerba mate tea (*Ilex paraguariensis*): phenolics, antioxidant capacity and *in vitro* inhibition of colon cancer cell proliferation. **Journal of Functional Foods**, v. 2, n. 1, p. 23-34, 2010.
- MER, C. L. Carbon dioxide and ethanol as factors controlling the growth of etiolated seedlings. **Nature**, v. 191, n. 4785, p. 260-261, 1961.

- MER, C. L. Growth promoting effect of ethanol on oat seedlings. **Nature**, v. 182, n. 1812, p. 1812-1813, 1958.
- MIDDLETON, W.; JARVIS, B. C.; BOOTH, A. The effect of ethanol on rooting and carbohydrate metabolism in stem cuttings of *Phaseolus aureus* Roxb. **New Phytologist**, v. 81, n. 2, p. 279-285, 1978.
- OVONO, P. O.; KEVERS, C.; DOMMES, J. Effects of reducing sugar concentration on *in vitro* tuber formation and sprouting in yam (*Dioscorea cayenensis*-*D. rotundata* complex). **Plant Cell, Tissue and Organ Culture**, v. 99, n. 1, p. 55-59, 2009.
- PAGLIOSA, C. M.; VIEIRA, M. A.; PODESTÁ, R.; MARASCHIN, M.; ZENI, A. L. B.; AMANTE, E. R.; AMBONI, R. D. M. C. Methylxanthines, phenolic composition, and antioxidant activity of bark from residues from mate tree harvesting (*Ilex paraguariensis* A. St. Hil.). **Food Chemistry**, v. 122, n. 1, p. 173-178, 2010.
- PAVLINOVA, O. A.; BALAKHONTSEV, E. N.; PRASOLOVA, M. F.; TURKINA, M. V. Sucrose-phosphate synthase, sucrose synthase, and invertase in sugar beet leaves. **Russian Journal of Plant Physiology**, v. 49, n. 1, p. 68-73, 2002.
- PRAT KRIKUN, S. D. Propagación vegetativa de plantas adultas de Yerba Mate. In: WINGE, H.; FERREIRA, A. G.; MARIÍTA, J. E. A.; TARASCONI, L. C. (Org.). **Erva-mate: biología e cultura no Cone Sul**. Porto Alegre: UFRGS, 1995. p. 137-150.
- RACANICCI, A. M. C.; DANIELSEN, B.; SKIBSTED, L. H. Mate (*Ilex paraguariensis*) as a source of water extractable antioxidant for use in chicken meat. **European Food Research and Technology**, v. 227, n. 1, p. 255-260, 2008.
- ROCHA, M. G. B. **Melhoramento de espécies arbóreas nativas**. Belo Horizonte: Instituto de Estudos Florestais, 2002.
- ROMANO, A.; NORONHA, C.; MARTINS-LOUÇÃO, M. A. Role of carbohydrates in micropropagation of cork oak. **Plant Cell, Tissue and Organ Culture**, v. 40, n. 2, p. 159-167, 1995.
- SANSBERRO, P. A.; MROGINSKI, L. A.; BOTTINI, R. *In vitro* morphogenetic responses of *Ilex paraguariensis* nodal segments treated with different gibberellins and Prohexadione-Ca. **Plant Growth Regulation**, v. 34, n. 2, p. 209-214, 2001.
- SANSBERRO, P.; REY, H.; MROGINSKI, L.; COLLAVINO, M. *In vitro* plant regeneration of *Ilex paraguariensis* (Aquifoliaceae). **In Vitro Cellular and Developmental Biology - Plant**, v. 35, n. 5, p. 401-402, 1999.
- SANSBERRO, P. A.; REY, H. Y.; MROGINSKI, L. A.; COLLAVINO, M. M. *In vitro* culture of rudimentary embryos of *Ilex paraguariensis*: responses to exogenous cytokinins. **Journal of Plant Growth Regulation**, v. 17, n. 2, p. 101-105, 1998.
- SATLER, S. O.; THIMANN, K. V. The influence of aliphatic alcohols on leaf senescence. **Plant Physiology**, v. 66, n. 3, p. 395-399, 1980.
- SCHWAMBACH, J.; RUEDELL, C. M.; ALMEIDA, M. R.; PENCHEL, R. M.; ARAÚJO, E. F.; FETT-NETO, A. Adventitious rooting of *Eucalyptus globulus* × *maidennii* mini-cuttings derived from mini-stumps grown in sand bed and intermittent flooding trays: a comparative study. **New Forests**, v. 36, n. 3, p. 261-271, 2008.
- SMET, I.; VOß, U.; JÜRGENS, G.; BEECKMAN, T. Receptor-like kinases shape the plant. **Nature Cell Biology**, v. 11, n. 10, p. 1166-1173, 2009.
- STAPE, J. L.; GONÇALVES, J. L. M.; GONÇALVES, A. N. Relationships between nursery practices and field performance for *Eucalyptus* plantations in Brazil. **New Forests**, v. 22, n. 1/2, p. 19-41, 2001.
- STENVALL, N.; PIISILÄ, M.; PULKKINEN, P. Seasonal fluctuation of root carbohydrates in hybrid aspen clones and its relationship to the sprouting efficiency of root cuttings. **Canadian Journal of Forest Research**, v. 39, n. 8, p. 1531-1537, 2009.
- STREET, H. E.; GRIFFITHS, D. J.; THRESHER, C. L.; OWENS, M. Ethanol as a carbon source for the growth of *Chlorella vulgaris*. **Nature**, v. 182, n. 4646, p. 1360-1361, 1958.
- TARRAGÓ, J.; SANSBERRO, P.; FILIP, R.; LÓPEZ, P.; GONZÁLEZ, A.; LUNA, C.; MROGINSKI, L. Effect of leaf retention and flavonoids on rooting of *Ilex paraguariensis* cuttings. **Scientia Horticulturae**, v. 103, n. 4, p. 479-488, 2005.
- WENDLING, I.; BRONDANI, G. E.; DUTRA, L. F.; HANSEL, F. A. Mini-cuttings technique: a new *ex vitro* method for clonal propagation of sweetgum. **New Forests**, v. 39, n. 3, p. 343-353, 2010.
- WENDLING, I.; DUTRA, L. F.; GROSSI, F. Produção e sobrevivência de miniestacas e minicepas de erva-mate cultivadas em sistema semi-hidropônico. **Pesquisa Agropecuária Brasileira**, v. 42, n. 2, p. 289-292, 2007.
- WENDLING, I.; DUTRA, L. F.; HOFFMANN, H. A.; BETTIO, G.; HANSEL, F. Indução de brotações epicórmicas ortotrópicas para a propagação vegetativa de árvores adultas de *Araucaria angustifolia*. **Agronomía Costarricense**, v. 33, n. 2, p. 309-319, 2009.
- YAMAMOTO, L. Y.; BORGES, R. S.; SORACE, M.; RACHID, B. F.; RUAS, J. M. F.; SATO, O.; ASSIS, A. M.; ROBERTO, S. R. Cutting rooting of *Psidium guajava* L. 'Século XXI' guava treated with indolebutyric acid with talc and alcohol as a vehicle. **Ciência Rural**, v. 40, n. 5, p. 1037-1042, 2010.
- YANG, J.; ZHANG, J.; WANG, Z.; ZHU, Q.; LIU, L. Activities of fructan- and sucrose-metabolizing enzymes in wheat stems subjected to water stress during grain filling. **Planta**, v. 220, n. 2, p. 331-343, 2004.

Received on February 5, 2012

Accepted on March 18, 2012.

License information: This is an open-access article distributed under the terms of the Creative Commons Attribution License, which permits unrestricted use, distribution, and reproduction in any medium, provided the original work is properly cited.